

G10-55A

TELEHANDLER



Performance

Rated Capacity	10,000 lb	4,536 kg
Maximum Lift Height	55 ft	16.76 m
Load at Max Height	5,000 lb	2,268 kg
Maximum Forward Reach	42 ft	12.8 m
Load at Max Reach	3,000 lb	1,361 kg
Frame Leveling	10°	
Lift Speed (boom retracted)		
Up	16 sec	
Down	15 sec	
Boom Speed		
Extended	17 sec	
Retracted	13 sec	
Top Travel Speed (4-Speed)	20 mph	32 kph
Drawbar Pull (loaded)	24,000 lb	10,886 kg
Outside Turning Radius	14.5 ft	4.41 m
Operating Weight	34,850 lb	15,808 kg

Standard Specifications

Engine

Make and Model	Cummins QSB4.5L ATAAC	
No. of Cylinders	4	
Displacement	276 cu in.	4.5 L
Gross Power Basic	130 hp	96 kW
Maximum Torque @ 1500 rpm	457 lb-ft	619 Nm
Fuel Tank Capacity	38 gal	144 L

Transmission

Powershift with torque converter.
4-speed forward and 3-speed reverse.

Axles

Trunnion mounted planetary 55° steer axles.
Integral steer cylinder.
High bias limited slip differential on front axle.

Brakes

Service brakes are inboard wet disc brake on front and rear axles.
Parking brakes are wet disc spring-applied hydraulic release on front axle.

Tires

Standard	400/75-28
Optional	Foam-Filled or Solid

Cab

Certified ROPS/FOPS structure
Adjustable seat
Horn

Steering 4-Wheel

Hydraulic power steering with manual backup.
Operator selectable 4-wheel circle, 4-wheel crab, 2-wheel front.

Instruments

Volt meter	Temperature gauge
Hourmeter	Fuel gauge.
Engine oil pressure gauge	

Hydraulic System-Implement

Capacity	57 gal	215.7 L
----------	--------	---------

Load sense piston pump.

Auxiliary hydraulics used for all attachments equipped with cylinders or other hydraulic components.

Accessories & Options

- Enclosed Cab
- Auxiliary Electrics
- Road Lights
- Air Conditioning
- Work Lights
- Rotating Beacon
- Hydraulic Quick Switch
- Pintle Hook
- Fenders
- Brick Guard
- Arctic Package

Attachments

Standard Carriage	50 in. 60 in. 72 in.	1.3 m 1.5 m 1.8 m
Side-Tilt Carriage	50 in. 60 in. 72 in.	1.3 m 1.5 m 1.8 m
Swing 90° or 180° Carriage	72 in.	1.8 m
Dual Fork Positioning Carriage		
Side-Shift Carriage	50 in.	1.3 m
Tower	8 ft	2.4 m
For use on 50 in. (1.3 m) Standard or Side-Tilt Carriage*		
Pallet Forks	2.36 in. x 4 in. x 48 in. 2.36 in. x 5 in. x 48 in. 2.00 in. x 6 in. x 72 in.	60 mm x 102 mm x 1.2 m 60 mm x 127 mm x 1.2 m 51 mm x 152 mm x 1.8 m
Lumber Forks	1.75 in. x 7 in. x 60 in. 2.36 in. x 6 in. x 60 in.	44 mm x 178 mm x 1.5 m 60 mm x 152 mm x 1.5 m
Cubing Forks	2 in. x 2 in. x 48 in.	51 mm x 51 mm x 1.2 m
Fork Extensions	90 in.	2.3 m
Material Bucket	72 in., 1.0 cu yd 96 in., 1.5 cu yd 102 in., 2.0 cu yd	1.8 m, 0.76 m³ 2.4 m, 1.15 m³ 2.6 m, 1.53 m³
Grapple Bucket	96 in., 1.75 cu yd	2.4 m, 1.34 m³
Truss Boom	12 ft, 2,000 lb 15 ft, 2,000 lb 12 ft with winch, 2,000 lb	3.7 m, 907 kg 4.6 m, 907 kg 3.7 m, 907 kg
Fork Mounted Work Platform	8 ft, 1,000 lb Capacity	2.4 m, 455 kg Capacity
Lifting Hook		

* Requires auxiliary electrics

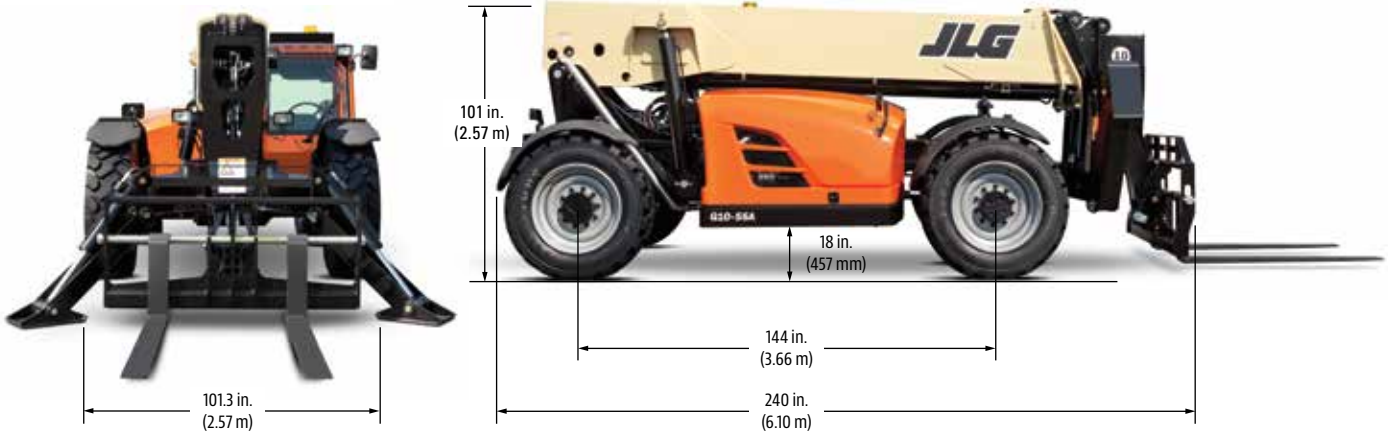
G10-55A

TELEHANDLER

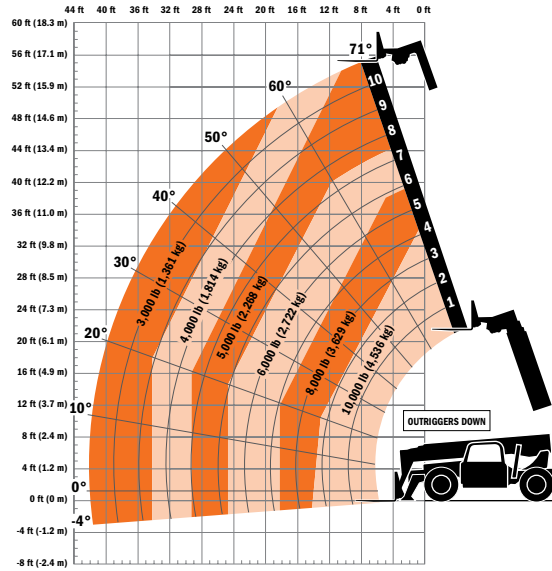
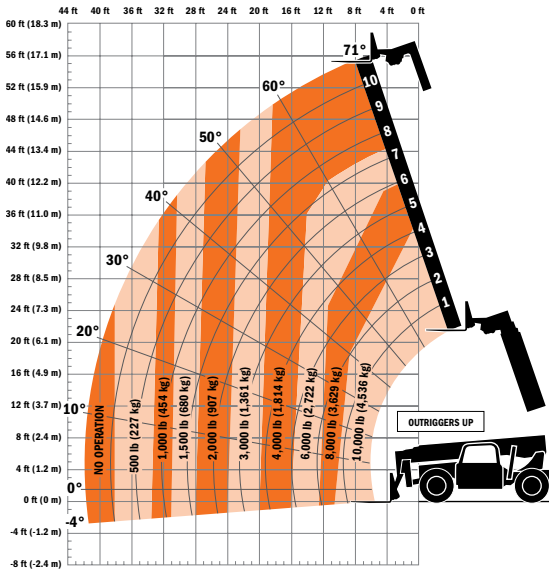


Dimensions

All dimensions are approximate.



Load Chart



The JLG "1 & 5" Warranty

JLG Industries, Inc. backs its products with its exclusive "1 & 5" Warranty. We provide coverage on all products for one (1) full year, and cover all specified major structural components for five (5) years. Due to continuous product improvements, we reserve the right to make specification and/or equipment changes without prior notification. This machine meets or exceeds applicable OSHA Regulations in 29 CFR 1910.67, 29 CFR 1926.453, ANSI A92.5-2006, and CSA Standard CAN3-B354.2-M82, as originally manufactured for intended applications.

Form No.: SS-G10-55A
 Part No.: 3132210
 R011406
 Printed in USA

JLG Industries, Inc.
 1 JLG Drive
 McCConnellsburg, PA 17233-9533
 Telephone 717-485-5161
 Toll-free in US 877-JLG-LIFT
 Fax 717-485-6417
www.jlg.com

An Oshkosh Corporation Company